intertek
Total Quality. Assured.

ilac-MRA IAS ACCREDITED Testing Laboratory TL-394

Durable Window Industry Co., Ltd.

TEST REPORT

SCOPE OF WORK
Awning + Fixed Window

REPORT NUMBER
251125002SHF-002

TEST DATE(S)
2025-12-03

ORIGINAL ISSUE DATE
2026-01-04

PAGES
15

DOCUMENT CONTROL NUMBER
LFT-APAC-SHF-OP-10k(January 13, 2025)
© 2025 INTERTEK

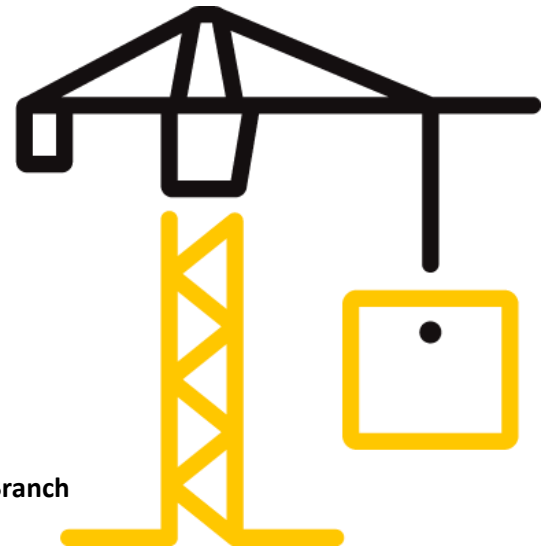

Intertek Testing Services Shenzhen Ltd. Shanghai Fengxian Branch

Statement

1.This report is invalid without company's special seal for testing on the assigned page.

2.This report is invalid without an authorized person's signature.

3.This report is invalid if altered.

4.Only the Client is authorized to permit copying or distribution of this report and then only in its entirety. Don't copy this report in partial without any official approval in written by our company. This report is invalid without re-stamping the special seal for testing in copying report.

5.This report is for the exclusive use of Intertek's Client and is provided pursuant to the agreement between Intertek and its Client. Intertek's responsibility and liability are limited to the terms and conditions of the agreement. Intertek assumes no liability to any party, other than to the Client in accordance with the agreement, for any loss, expense or damage occasioned by the use of this report. Any use of the Intertek name or one of its marks for the sale or advertisement of the tested material, product or service must first be approved in writing by Intertek. The observations and test results in this report are relevant only to the sample(s) tested. This report by itself does not imply that the material, product, or service is or has ever been under an Intertek certification program.

6.Except for the obligation, responsibility and liability (if any) for the appropriateness and professionality of afore-mentioned testing itself within the scope and amount of the testing fee received, Intertek does not and will not accept any other obligation or liability.

7.If the Client has any questions about the test results, Intertek B&C should be informed within the storage period of the samples. The sample storage period ends 5 working days after the offical report issue date. Samples of certification program are retained for the period required by the certification rules. The samples storage period shall be calculated according to the issue date of the original report in the case of quoting results and modifying reports.

8.Intertek B&C will service this report for the entire test record retention period. The test record retention period ends 6 years after this report original issue date. The test record retention period for certification program is 10 years. Test records and other pertinent project documentation will be retained for the entire test record retention period.

9.The report was digital signed by Shang Hai, Intertek Group plc, please using Adobe Acrobat Reader to verify the authenticity.

Intertek Testing Services Shenzhen Ltd. Shanghai Fengxian Branch
Plant 5 & 11(4F), No. 6958 Daye Road, Fengxian District, Shanghai, China
Tel: +86 21-61136116 Fax: 021-61189921
Website: www.intertek.com

Test Report

Original Issue Date: 2026-01-04 Intertek Report No. 251125002SHF-002

Applicant:	Durable Window Industry Co., Ltd.
Applicant Address:	Qinyang Industry Cluster Area, Qinnan Industry Area (Middle Zhongyuan Road), Qinyang, Jiaozuo, Henan Province, China
Attn:	Chen Niuniu
Manufacturer:	Durable Window Industry Co., Ltd.
Manufacturer Address:	Qinyang Industry Cluster Area, Qinnan Industry Area (Middle Zhongyuan Road), Qinyang, Jiaozuo, Henan Province, China
Test Type:	Performance test, samples provided by the applicant.

Product Information

Product Name	Model	Specification
Awning + Fixed Window	D110S	2000mm(Width) x 1500mm(Height)
Sample ID	**Sample Amount**	**Sample Received Date**
S251125002SHF.002	1 Set	2025-12-01
Sample Description		
The sample was a completely assembled, glazed, functional product (including hardware) and fully operable, fitted in the test apparatus in accordance with documented instructions.		

Test Methods And Standards

Test Standard	AS/NZS 4420.1-2016 Windows, external glazed, timber and composite doors - Methods of test Part 1: Test sequence, sampling and test methods
Specification Standard	AS 2047-2014 Windows and external glazed doors in buildings (Amdt 2-2017)
Test Conclusion	The results met the applicable requirements specified in AS 2047-2014 (Amdt 2-2017), and the results were shown in the following page.

Note:
1. This report does not involve sampling. The report only reflects conformity of the tested items of the samples provided by the testing applicant. Representativeness and authenticity of the submitted samples are responsibilities of the testing applicant.
2. This test item was conducted in one of our multi-sites address of Plant 3-5, No. 6978 Daye Road, Fengxian District, Shanghai (No. 4-South Plant, No. 161 Litai Road).

Report Authorized

Name: Gio Liu
Title: Reviewer

Name: John Zhang
Title: Project Engineer

intertek
Total Quality. Assured.

Test Report

Original Issue Date: 2026-01-04 Intertek Report No. 251125002SHF-002

Test Items, Method and Results：

1 Test Samples

A full scale of sample was provided by the manufacturer that was not weathered nor conditioned.

The description of the samples given below has been prepared from information provided by the sponsor of the test. All values quoted are nominal, unless tolerances are given.

Table 1 Product Information

1	Product Name	Awning + Fixed Window
2	Model	D110S
3	Dimension of Window Frame	2000mm(Width) x 1500mm(Height) x 110mm(Thickness)
4	Dimension of Window Sash	Operable Sash: 471mm(Width) x 1216mm(Height) x 60.5mm(Thickness)
5	Profile	Model: SJPC109A01, SJPC109A02, SJPC109A03, SJPC109A06, SKT15A09, SKT32C64; Material: 6063-T5 Supplier: Swan Aluminum Co.,Ltd.
6	Corner Construction Details: Joinery Type	45° Mitre-cut, assembly with corners keys and glued
7	Reinforcement	None
8	Glazing	Operable Dimension: 461mm(Width) x 1236mm(Height) Fixed Dimension: 1234mm(Width) x 1409mm(Height) Structure: 34.14mm thick, 5mm Tempered Glass + 18mm Air + 5mm Tempered Glass + 1.14mm PVB + 5mm Tempered Glass Supplier: Jiangsu Jingtai Glass Co., Ltd.
9	Hardware	Handle: CGZS034B-LC; Friction hinge: CGHC017-22-DZ01; Friction stay: CGFC007; Keeper: CGK012; Safety device: CGFZS01-L; Transmission gear: LC033; Lock point: LC013; Corner drive: NKND101-08A Supplier: Chunguang Hardware Co., Ltd.
10	Weather Strip	None
11	Thermal Break	Model: C20, CD20, C44; Material: PA66-GF25 Supplier: Henan Deyi'an New Material Co., Ltd
12	Drainage	Sizes: 45mm(Width) × 7mm(Height); Quantity: 3
13	Sealing Strip	Model: A30, 828, 5586#, ST1048#, B5.5#; Material: EPDM Supplier: Henan Deyanxin Trading Co., Ltd
14	Sealant	Model: 908 Neutral Silicone Weather Sealant; Material: PDMS Supplier: Shenying Sealing Materials Co., Ltd.
15	Installation	The rough opening allowed for a 6mm shim space. The perimeter of the tested specimen was fixed by screws and sealed with silicone sealant.

intertek
Total Quality. Assured.

Test Report

Original Issue Date: 2026-01-04 Intertek Report No. 251125002SHF-002

Test Items, Method and Results:

2 Test Result

Table 2 Test Results

Test Description	Test Result				Verdict
Serviceability Design Wind Pressure AS/NZS 4420.1-2016 Section 3	±		1600	Pa	Pass
Deflection / Span Ratio Framing Member 1	Stile of Awning Window		1/2580		
Deflection / Span Ratio Framing Member 2	Bottom Rail of Awning Window		1/2750		
Deflection / Span Ratio Framing Member 3	Transom		1/2150		
Operating Force AS/NZS 4420.1-2016 Section 4	Initial Movement	Required	≤ 160	N	Pass
		Open	43	N	
		Close	50	N	
	Maintain Movement	Required	≤ 80	N	
		Open	36	N	
		Close	39	N	
Air Infiltration at ±75 Pa AS/NZS 4420.1-2016 Section 5	at +75Pa		0.10	$L/s·m^2$	Pass
Overall area: 3.00 m^2	at -75Pa		0.12	$L/s·m^2$	
	Air Infiltration Level		Low		
Water Penetration AS/NZS 4420.1-2016 Section 6	No water penetration at		150	Pa	Pass
	Description: After water sprayed for 3 minutes at 200 Pa, the water penetration started from the profile joints.				
Ultimate Strength Test Pressure AS/NZS 4420.1-2016 Section 7	+	3000	Pa with no collapse		Pass
	-	3000	Pa with no collapse		
	Description: No significant breakage, permanent deformation or operational malfunction after ultimate strength was released.				

Appendix A: Test Data and Sample Drawings:

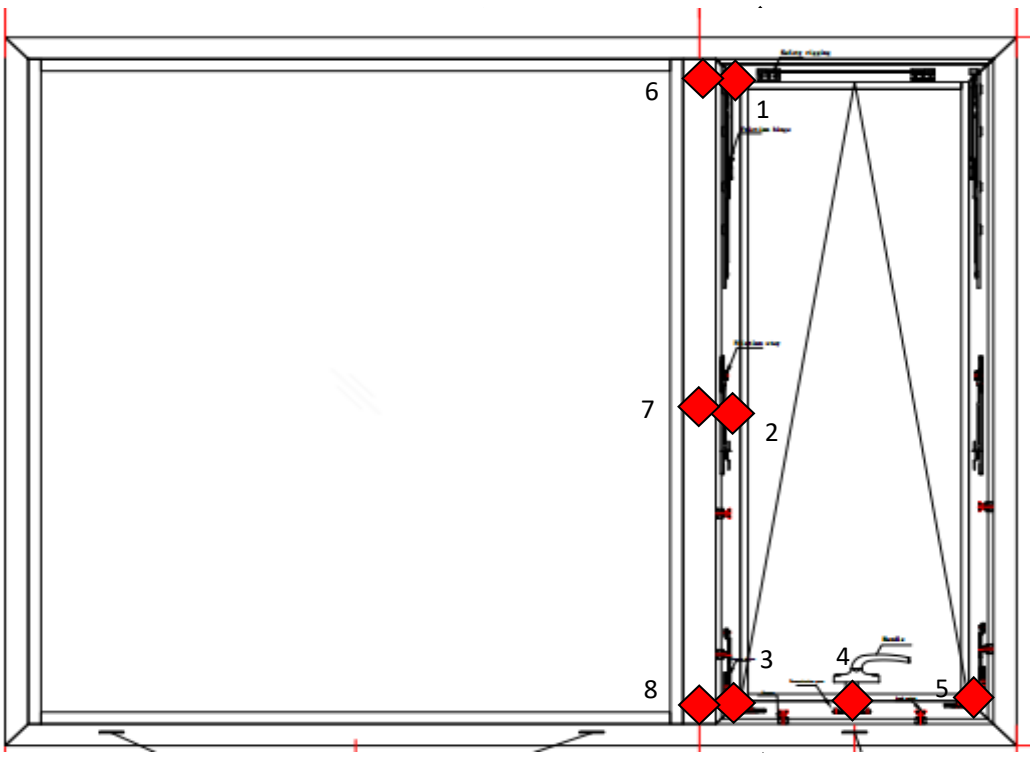

Fig.1 Locations of Displacement Measuring Devices

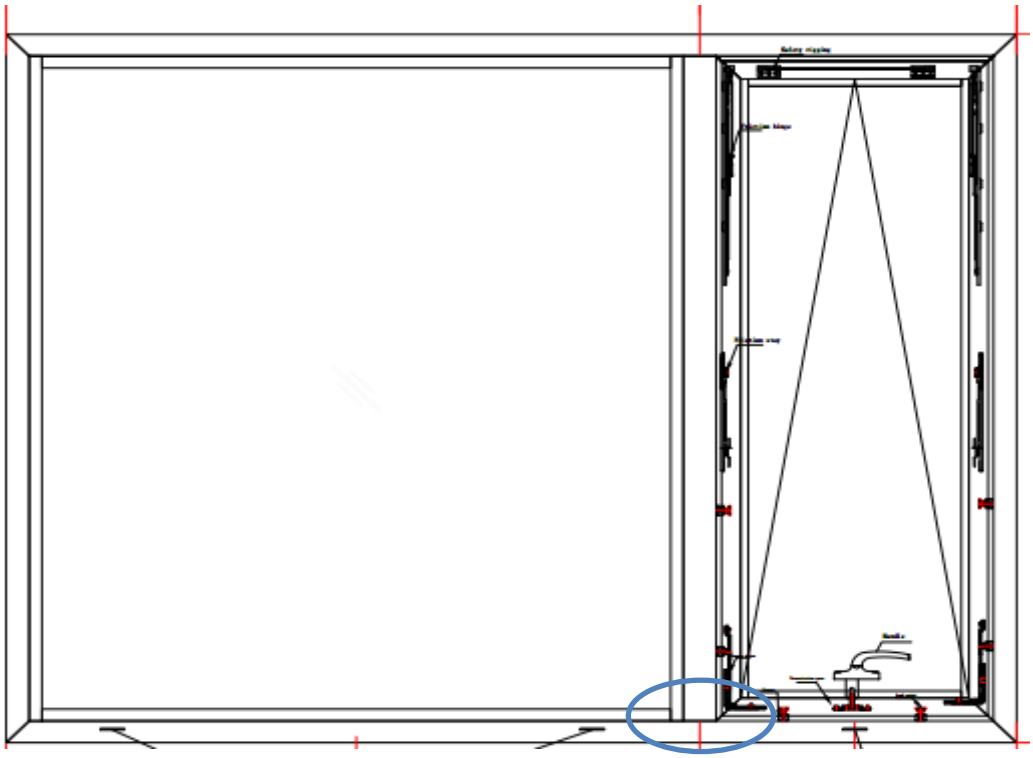

: Water penetration positions at 200 Pa

Fig.2 Location of Water Penetration

Test Report

Original Issue Date: 2026-01-04 Intertek Report No. 251125002SHF-002

Appendix A: Test Data and Sample Drawings:

A.1 Deflection Test – Test method AS/NZS 4420.1-2016

Test Pressure (Serviceability design wind pressure), P = ± 1600 Pa.

Note: No structural members in a completely assembled and glazed window shall deflect by an amount greater than the following, when tested at the serviceability design wind pressure:
Span/250 for windows and sliding doors.
Span/100 for doors other than sliding.

Table 3 Test Data of Deflection Test

Member (mm)		Test Pressure (Pa)	Deflection (mm)			Actual Deflection	Deflection /Span Ratio
Item	Span Length		1	2	3		
Stile of Awning Window	1290	+1P/4 = 400	0.2	0.2	<0.1	0.1	1:12900
		+2P/4 = 800	0.3	0.4	0.1	0.2	1:6450
		+3P/4 = 1200	0.5	0.7	0.2	0.4	1:3225
		+4P/4 = 1600	0.8	1.1	0.4	0.5	1:2580
		0	0.2	0.2	0.1	0.1	1:12900
Stile of Awning Window	1290	-P/4 = -400	0.1	0.1	0.1	<0.1	<1:12900
		-2P/4 = -800	0.2	0.3	<0.1	0.2	1:6450
		-3P/4 = -1200	0.4	0.5	0.1	0.3	1:4300
		-4P/4 = -1600	0.7	0.9	0.2	0.5	1:2580
		0	0.1	0.1	0.1	<0.1	<1:12900

Table 4 Test Data of Deflection Test

Member (mm)		Test Pressure (Pa)	Deflection (mm)			Actual Deflection	Deflection /Span Ratio
Item	Span Length		3	4	5		
Bottom Rail of Awning Window	550	+1P/4 = 400	<0.1	<0.1	<0.1	<0.1	<1:5500
		+2P/4 = 800	0.1	0.1	<0.1	0.1	1:5500
		+3P/4 = 1200	0.2	0.2	0.1	0.1	1:5500
		+4P/4 = 1600	0.4	0.5	0.3	0.2	1:2750
		0	0.1	0.1	<0.1	0.1	1:5500
Bottom Rail of Awning Window	550	-P/4 = -400	0.1	<0.1	0.1	<0.1	<1:5500
		-2P/4 = -800	<0.1	0.1	0.1	0.1	1:5500
		-3P/4 = -1200	0.1	0.1	0.1	<0.1	<1:5500
		-4P/4 = -1600	0.2	0.2	<0.1	0.1	1:5500
		0	0.1	0.1	0.1	<0.1	<1:5500

Test Report

Original Issue Date: 2026-01-04 Intertek Report No. 251125002SHF-002

Table 5 Test Data of Deflection Test

Member (mm)		Test Pressure (Pa)	Deflection (mm)			Actual Deflection	Deflection /Span Ratio
Item	Span Length		6	7	8		
Transom	1290	+1P/4 = 400	0.1	0.2	0.1	0.1	1:12900
		+2P/4 = 800	0.2	0.3	<0.1	0.2	1:6450
		+3P/4 = 1200	0.3	0.6	0.1	0.4	1:3225
		+4P/4 = 1600	0.5	0.9	0.2	0.6	1:2150
		0	0.1	0.2	0.1	0.1	1:12900
Trasnsom	1290	-P/4 = -400	0.1	0.1	0.1	<0.1	<1:12900
		-2P/4 = -800	0.1	0.3	0.1	0.2	1:6450
		-3P/4 = -1200	0.2	0.4	<0.1	0.3	1:4300
		-4P/4 = -1600	0.3	0.7	0.1	0.5	1:2580
		0	0.1	0.1	0.1	<0.1	<1:12900

Test Report

Original Issue Date: 2026-01-04 Intertek Report No. 251125002SHF-002

Appendix A: Test Data and Sample Drawings:

A.2 Sample Drawings

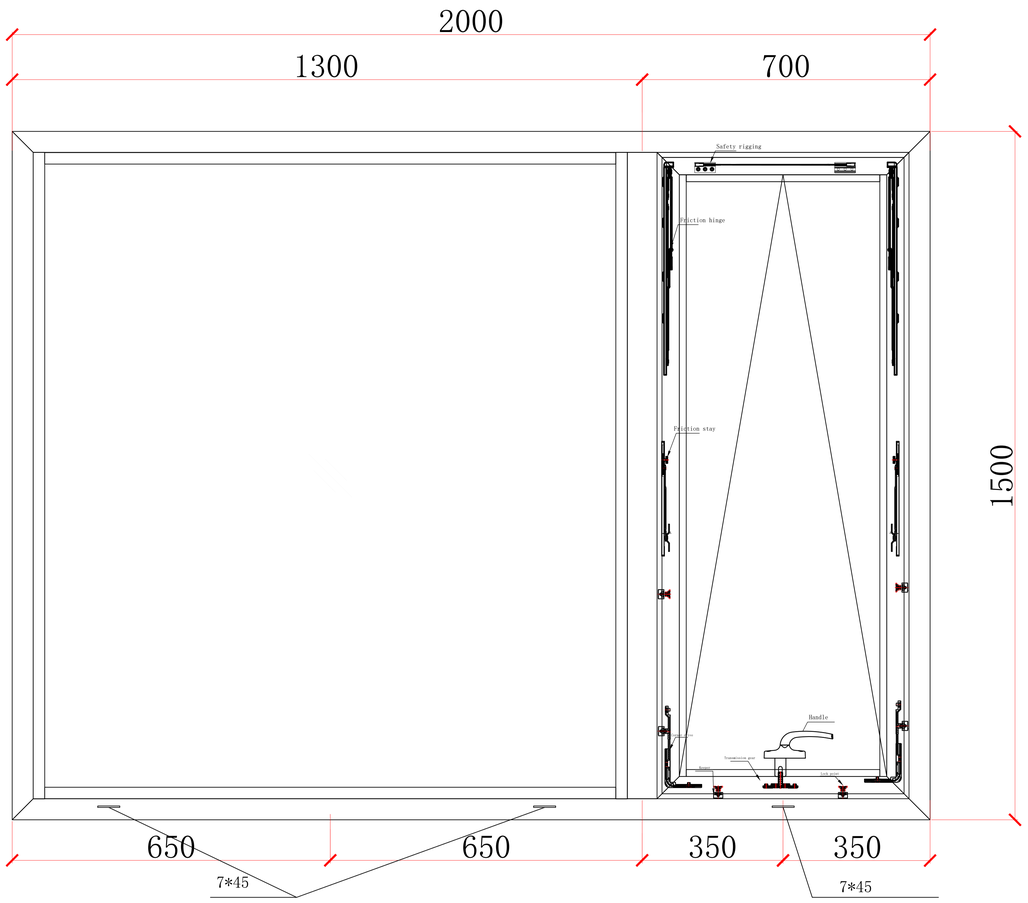

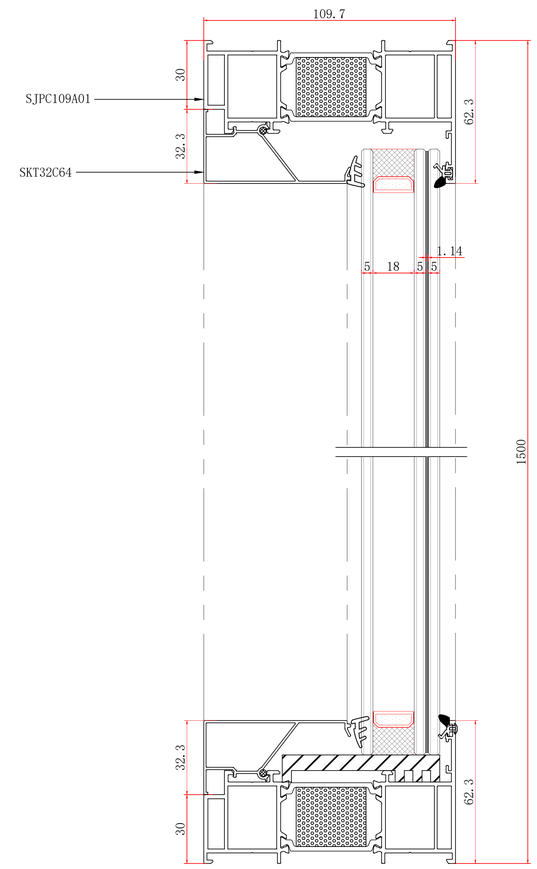

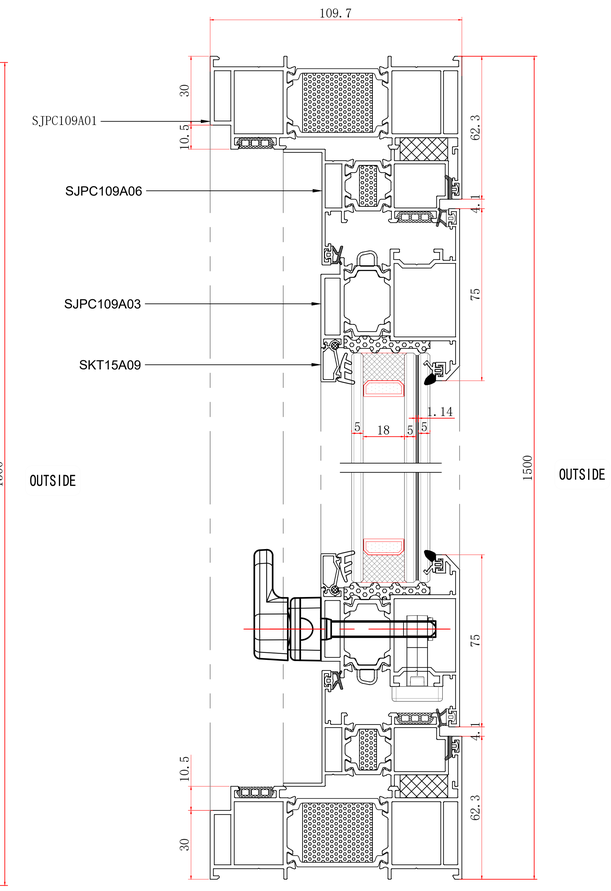

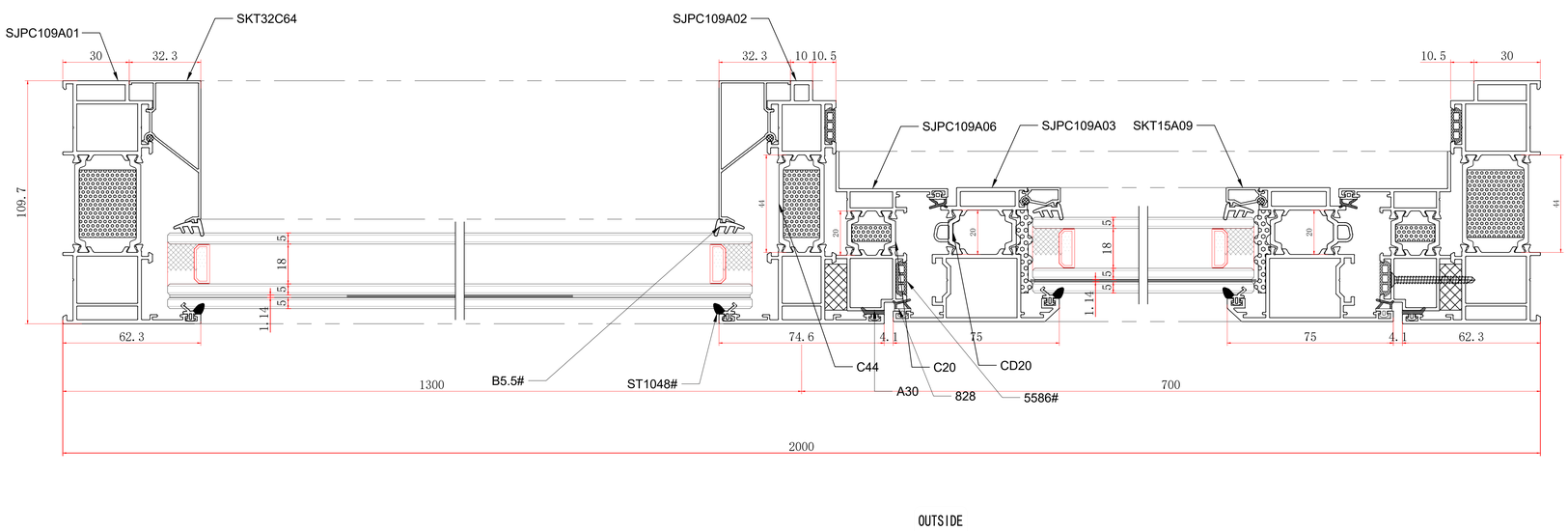

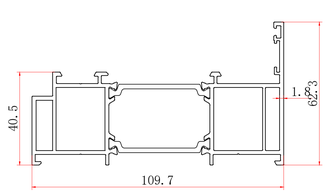

Name Frame
SJPC109A01
T (mm) /
W (Kg/m) /

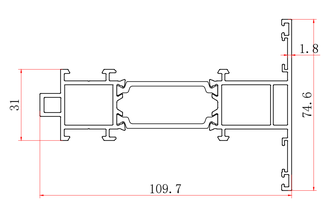

Name Center Pilar
SJPC109A02
T (mm) /
W (Kg/m) /

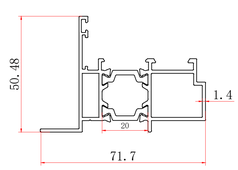

Name Conversion Frame
SJPC109A06
T (mm) /
W (Kg/m) /

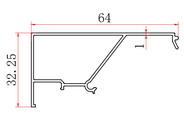

Name Fixed Bead
SKT32C64
T (mm) /
W (Kg/m) /

Name Sash Bead
SKT15A09
T (mm) /
W (Kg/m) /

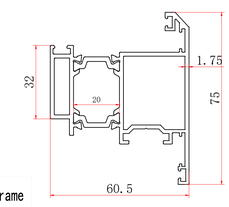

Name Operated Sah Frame
SJPC109A03
T (mm) /
W (Kg/m) /

Sash Glazing

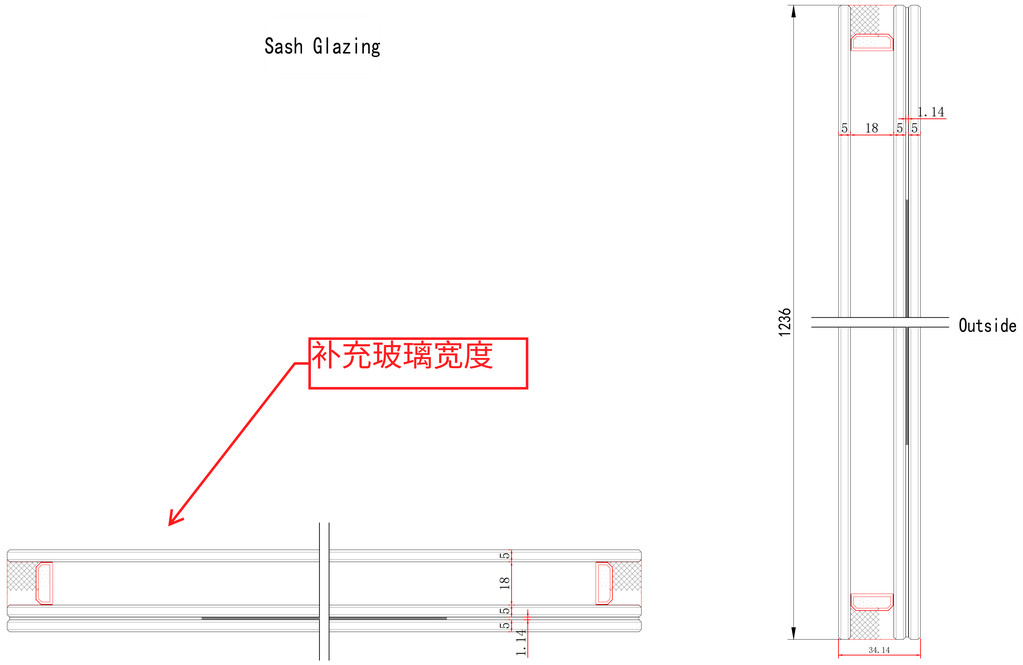

Fixed Glazing

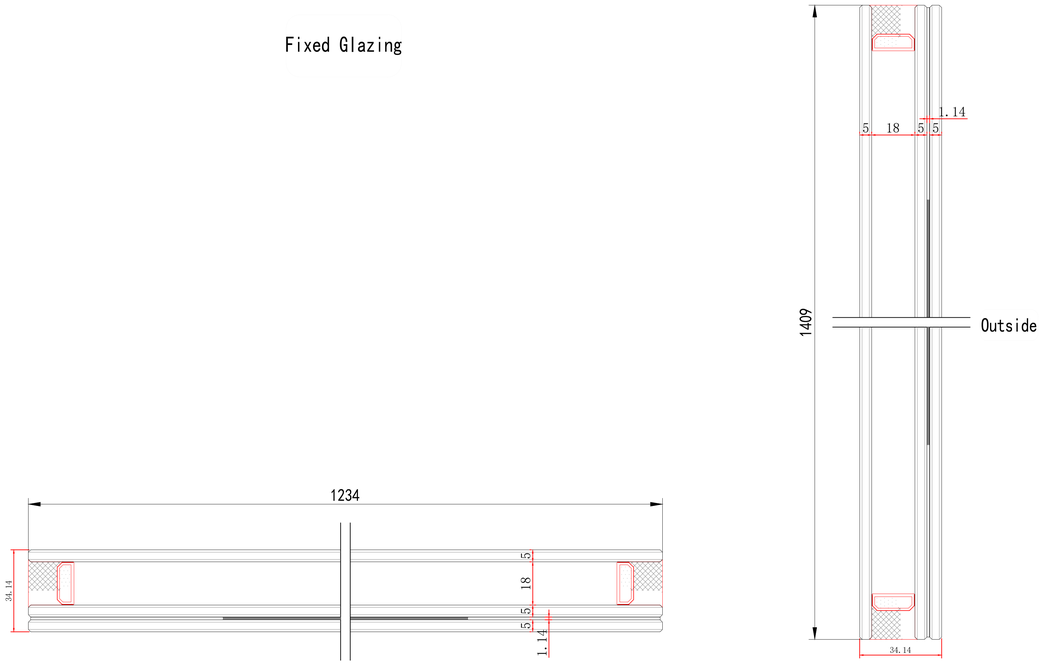

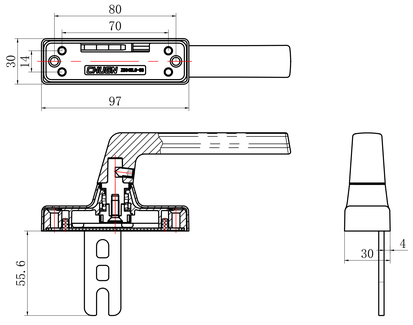

CGZS048B-LC

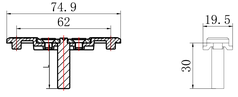

LC033

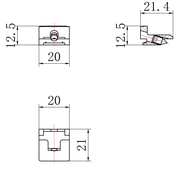

CGK012

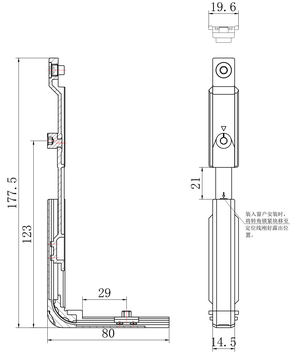

NKND101-08A

LC013

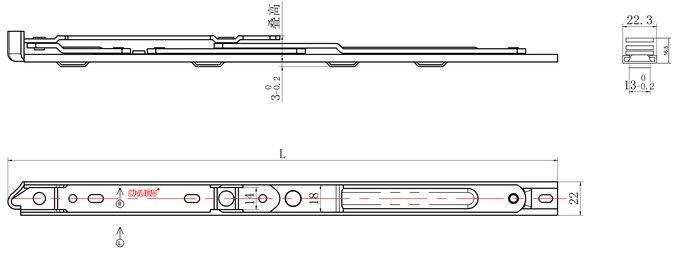

CGHC017-22-DZ01

14寸	350mm	338mm	260mm
12寸	300mm	288mm	210mm
10寸	250mm	238mm	160mm
8寸	200mm	188mm	110mm
规格	A值	B值	L值

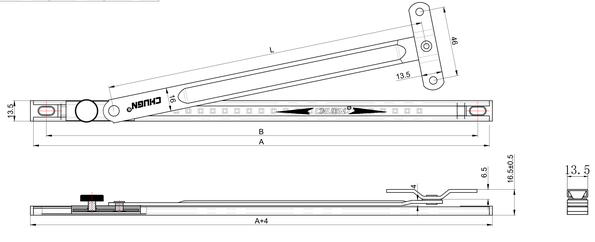

CGFC007

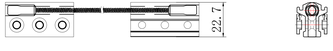

CGFZS01-L

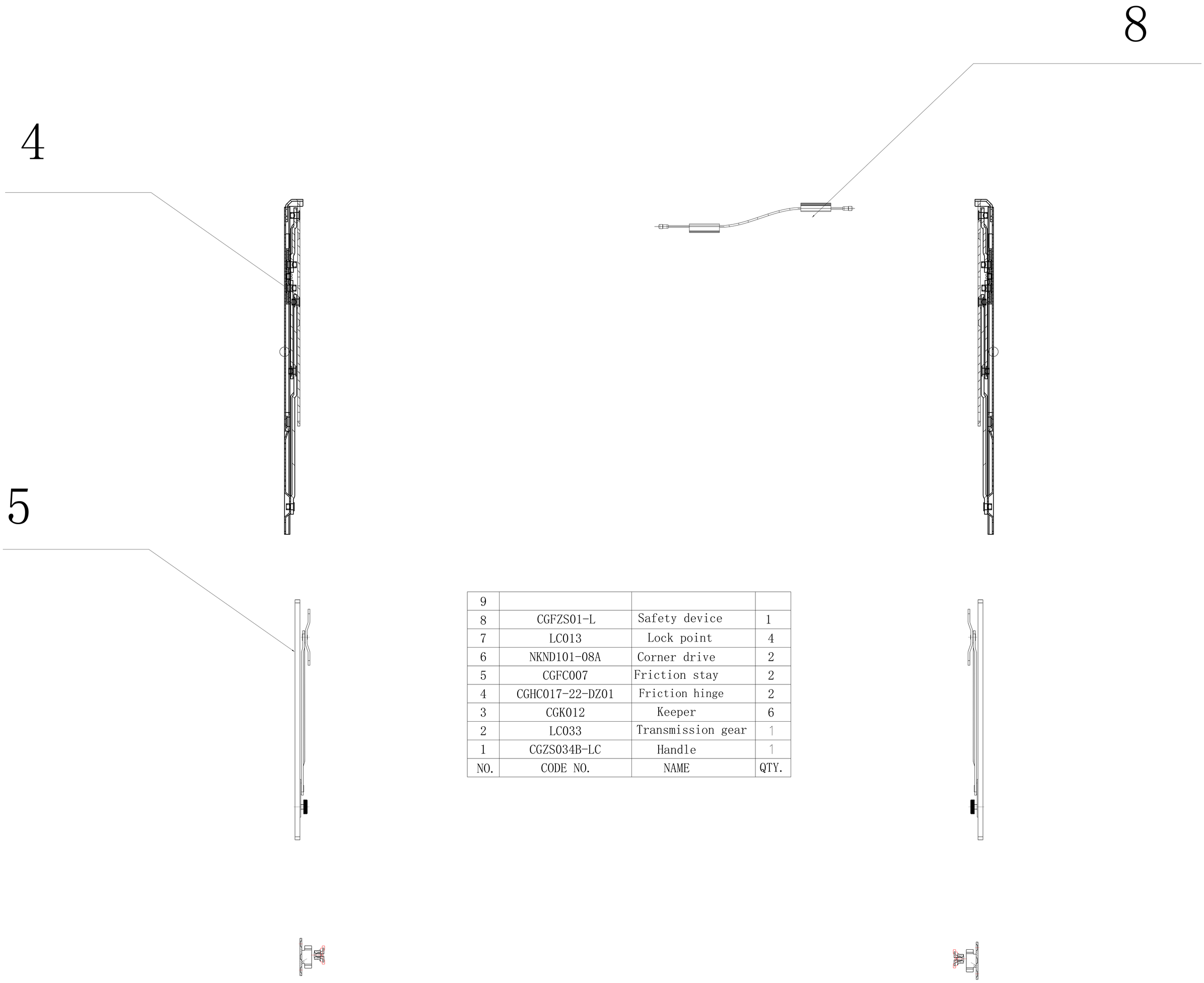

9			
8	CGFZS01-L	Safety device	1
7	LC013	Lock point	4
6	NKND101-08A	Corner drive	2
5	CGFC007	Friction stay	2
4	CGHC017-22-DZ01	Friction hinge	2
3	CGK012	Keeper	6
2	LC033	Transmission gear	1
1	CGZS034B-LC	Handle	1
NO.	CODE NO.	NAME	QTY.

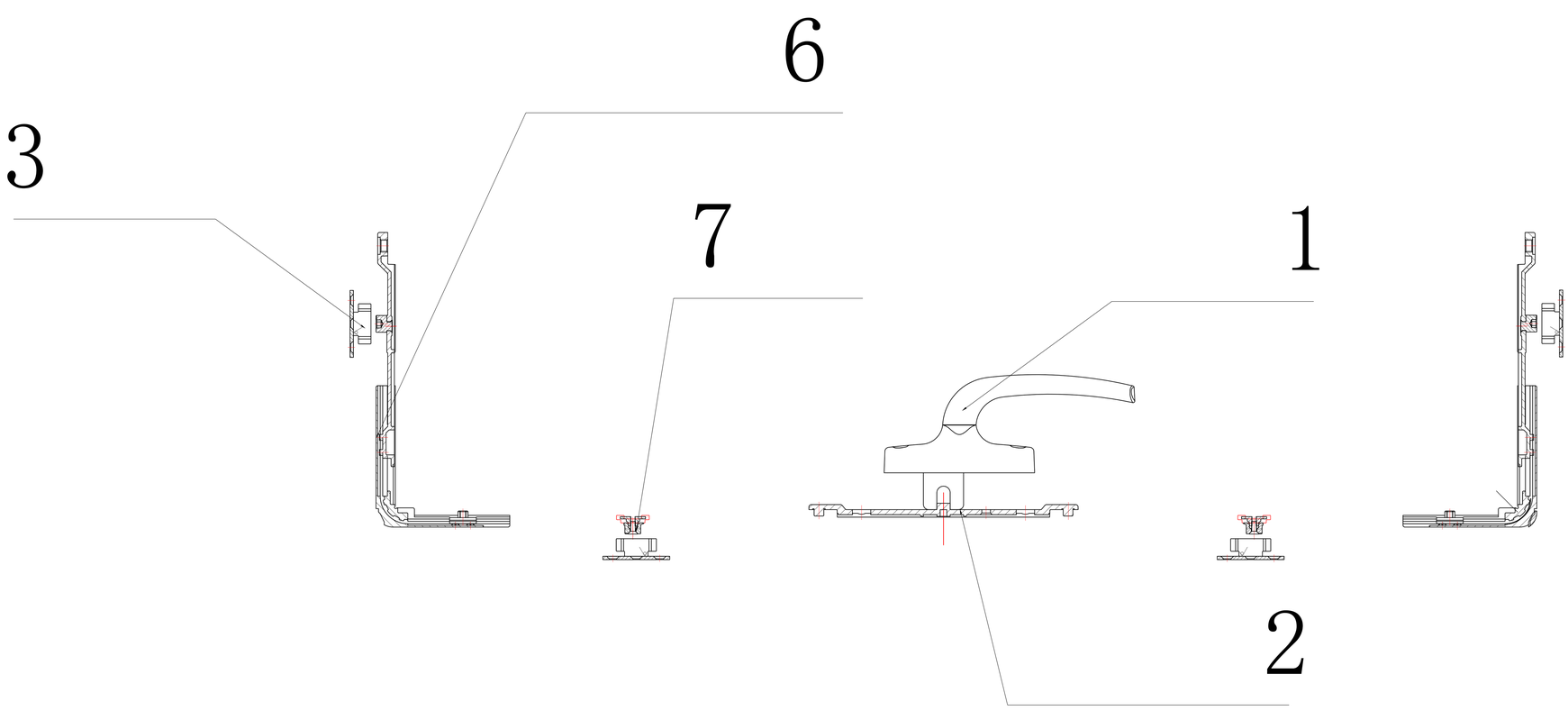

Appendix B: Sample Received Photo



Revision:

NO.	Date	Changes
251125002SHF-002	2026-01-04	First issue